

AUMsilence: FANA antisense oligonucleotides (FANA ASOs) for mRNA knockdown and regulation

AUMsilence provides potent mRNA knockdown by using FANA technology which is a third generation chemical modification platform. FANA technology allows simple and efficient delivery into difficult-to-transfect cells and animals without the need of transfection reagents or formulations.

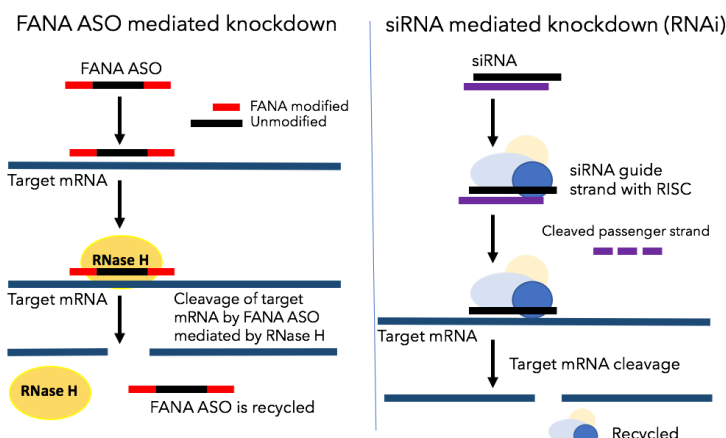
AUMsilence: Key features

- Easy self-delivery without the need of transfection reagents
- Excellent uptake in difficult-to-transfect cells and primary cultures
- No toxicity
- High specificity and affinity for target mRNA
- High stability and resistance to endonucleases

FANA ASOs	vs.	siRNA
Not required	Transfection reagents	Required
High	Efficiency in difficult-to-transfect cells	Low-Moderate
Non-toxic	Toxicity	Could be toxic due to the use of transfection reagents
Easy and convenient one-step process	Transition from cell culture to <i>in vivo</i> models	Require extensive optimization use of delivery reagents
High: Resistant to nucleases	Stability	Moderate
No	RISC-associated off-target effects	Yes
FANAs have high binding affinity and specificity to the target RNA	Specificity	siRNA grade binding affinity and specificity

Lipid-based transfection and electroporation are widely utilized, conventional methods to deliver siRNA into the cells. However, in many primary cells, particularly immune cells, hematopoietic cells and neurons, lipid reagents and electroporation are associated with high toxicity and poor transfection efficiency. Alternative delivery methods, such as viral vectors, require laborious optimization and viral production steps, and carry associated risk of genome integration.

FANA Antisense Oligonucleotides (FANA ASOs) are uniquely modified with 2'-deoxy-2'-fluoro-arabinoguanosine (FANA) that enhances the intracellular stability of the oligos, as well as their binding to the target mRNA. The FANA modifications also allow for the oligos to be self-delivered into cells without any transfection reagents, as well as in animals, without the need of special delivery formulations.



As opposed to the RNAi pathway (involving RISC) FANA single-stranded antisense oligonucleotides use RNase H-mediated cleavage (Fig.1). This mode of mRNA knockdown is simpler than siRNA mediated knockdown and eliminates RISC-associated off-target effects often observed with siRNA. Unlike siRNAs that are processed in the cytoplasm, FANA oligos can go into the nucleus and can be used to target RNA present within the nucleus. Most importantly FANAs can be self delivered and do not need transfection reagents or delivery agents.

Figure 1. Comparison of FANA ASO and siRNA mode of action.

Case studies

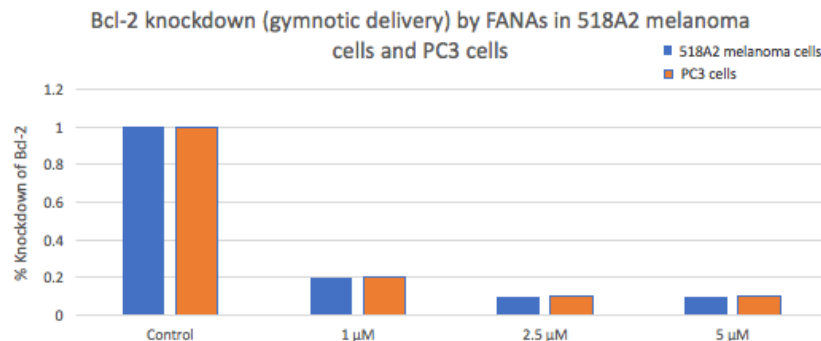


Figure 2.

Knockdown of Bcl-2 by FANAs in 518A2 melanoma cells and PC3 cells. Densitometry analysis of western blot in 518A2 melanoma cells and PC3 cells after FANA treatment with varying concentrations showing up to 90% knockdown (Figure 2). Adapted from *Souleimani et al. 2012*.

Knockdown of androgen receptor (AR) by FANAs in LNCaP prostate cancer cells, LAPC4 and VCaP cells. Densitometry analysis of western blot in LNCaP prostate cancer cells, LAPC4 and VCaP cells after FANA treatment with varying concentrations showing up to 90% knockdown (Figure 3). Adapted from *Souleimani et al. 2012*.

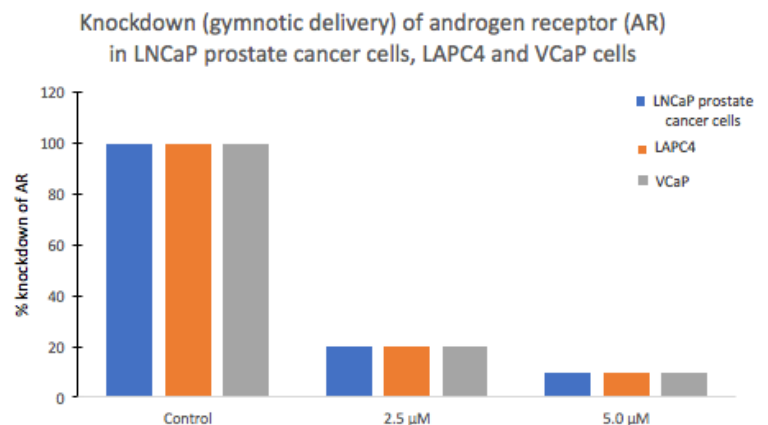


Figure 3.

Ordering information:

Product name	Purification	Application	Study model
AUMsilence	RPC	mRNA knockdown	Cells lines and primary cells
AUMsilence	HPLC	mRNA knockdown	Sensitive primary cells and animal models
AUMsilence	In-vivo ready	mRNA knockdown	Animal models

Notes:

- **Labeled FANAs:** FANA ASOs can be labeled with any fluorescent label or tag (eg. biotin).
- **Size:** FANAs are available in 10, 25, 50, 100, 250, 500 and 1000 nmoles. Higher amounts are also available.

To order please visit:

aumbiotech.com/RNAsilencing

Or email us at:

customer@aumbiotech.com

For Research Use Only. ©2017 AUM BioTech, LLC. All rights reserved. All trademarks are the property of AUM BioTech, LLC and its subsidiaries unless otherwise specified.